
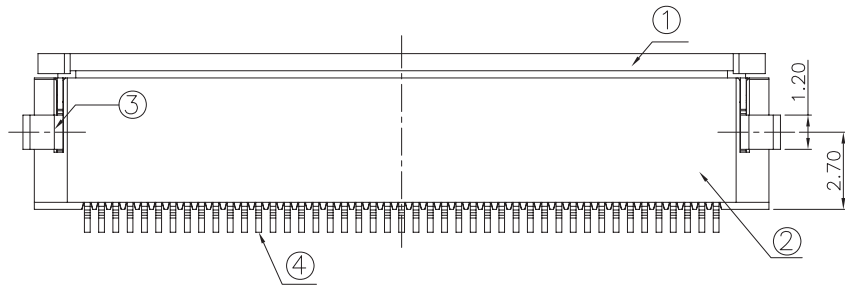
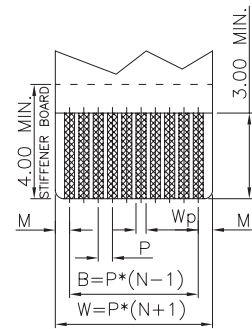


SECTION A-A
SCALE 2:1



RECOMMEND PCB LAYOUT SIZE



	FPC	FFC
M	0.5±0.05	0.5±0.05
P	0.5±0.03	0.5±0.03
B	B±0.05	B±0.05
W	W±0.07	W±0.07
Wp	0.35±0.03	0.30±0.05

APPLICABLE FPC/FFC DIMENSION
THICKNESS:T=0.30±0.05

NOTE:
1.ALL MATERIAL MUST BE COMPLY WITH GGP-001/SS-00259/ROHS.
2.PART NO. LEGEND:
F310-1A7H1-110**
NO. OF POSITIONS
7H:PHOSPHOR BRONZE
0.05um MIN Au(Au Area)
7A:PHOSPHOR BRONZE
2~5um Sn
1A:LCP NATURAL

NO.	COMPONENTS	MATERIALS	SPECIFICATION:FINISH/COLOR	QTY.
1	ACTUATOR	GLASS FILLED PA9T, UL94V-0	BLACK	1
2	HOUSING	GLASS FILLED LCP, UL94V-0	NATURAL OR BLCAK	1
3	ANCHOR-PLATE	BRASS,T=0.20mm	SURFACE PLATING:2~5 um Sn UNDER PLATING:1~3 um Ni	2
4	CONTACT	PHOSPHOR BRONZE, T=0.20mm	SURFACE PLATING:G/F UNDER PLATING:1~3 um Ni	N

△	DATE	ECR	冠泰电子有限公司 CHAMPWAY ELECTRONICS CO., LTD.				PART NAME: FPC/FFC PH0.50 H2.00mm CONN. ZIF R/A FLIP TYPE SMT					S/C NO		TOLERANCE:		
△							PART NUMBER: F310-1A7H1-11045							X.	±0.50	X.*
△			APPROVAL	CHECKED	DRAWING	DRAWING NO	DATE	REV	SCALE	UNIT	NO.		.X	±0.30	.X*	±3*
△			Roy	Zhengxian.ye	Robin	A-S0018	120628	A	N/A	mm	1/1		.XX	±0.20		
△													.XXX	±0.10		