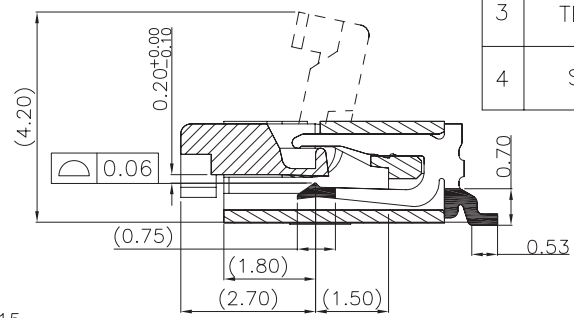
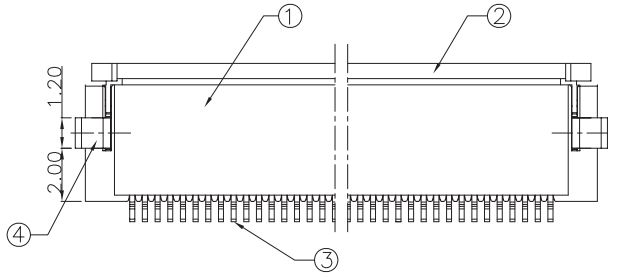


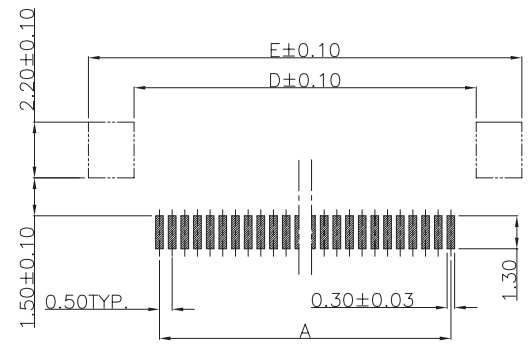
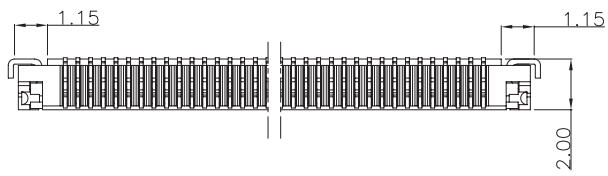
NO.	COMPONENTS	MATERIALS	FINISH/COLOR SPECIFICATION	QTY
1	HOUSING	LCP,UL94V-0	NATURAL	1
2	ACTUATOR	PA9T,UL94V-0	BLACK	1
3	TERMINAL	PHOSPHOR BRONZE T=0.15mm	UNDER PLATING:1~3μm Ni SURFACE PLATING:0.05μm Min. Au	N
4	STATOR	BRASS,C2680-H T=0.20mm	UNDER PLATING:1~3μm Ni SURFACE PLATING:2~5μm Sn	2



SECTION:A-A  
SCALE:2:1

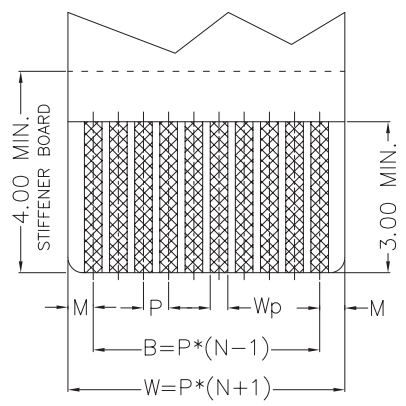
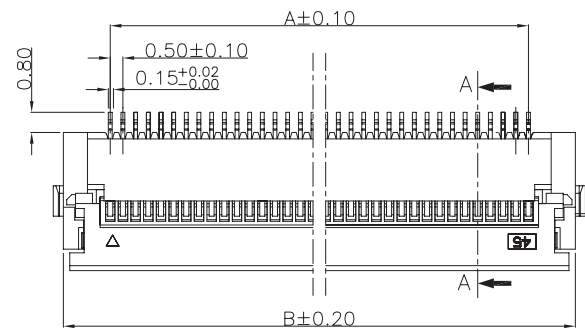
NOTE:  
1.ALL MATERIAL MUST BE COMPLY WITH  
GGP-001/OR/RoHS.  
2.PART NO. LEGEND: F31B-1A7H1-110\*\*

NO. OF POSITIONS



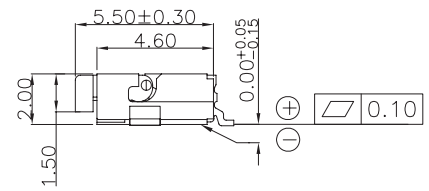
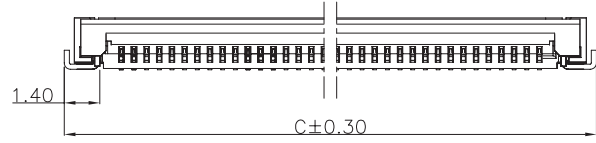
RECOMMEND PCB LAYOUT SIZE

POSITIONS	A	B	C	D	E	F
16	7.50	11.30	12.10	9.50	13.10	8.50
34	16.50	20.30	21.10	18.50	22.10	17.50
40	19.50	23.30	24.10	21.50	25.10	20.50
45	22.00	25.70	26.60	24.00	27.60	23.00
50	24.50	28.30	29.10	26.50	30.10	25.50
54	26.50	30.30	31.10	28.50	32.10	27.50



APPLICABLE FPC/FFC DIMENSION  
THICKNESS:T=0.30±0.05

	FPC	FFC
M	0.5±0.05	0.5±0.05
P	0.5±0.03	0.5±0.03
B	B±0.05	B±0.05
W	W±0.07	W±0.07
Wp	0.35±0.03	0.30±0.05



△	DATE	ECR
△		

**CHAMPWAY** 冠泰電子有限公司  
CHAMPWAY ELECTRONICS CO., LTD.

APPROVAL	CHECKED	DRAWING	DRAWING NO
ROY	Zhengxian.ye	da da	A-S0050

PART NAME:FFC/FPC CONNECTOR V/A TYPE					S/C NO				
PART NUMBER: F31B-1A7H1-110**									
DATE	REV	SCALE	UNIT	NO.					
20130130	A	N/A	mm	1/1					

TOLERANCE:	
X. ±0.50	X.' ±4°
.X ±0.30	.X' ±3°
.XX ±0.20	
.XXX ±0.10	