

F

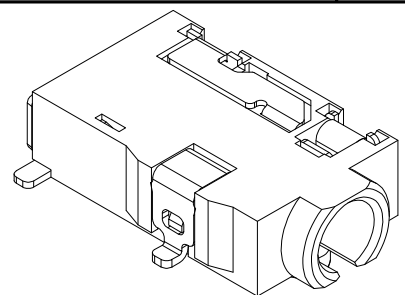
E

D

C

B

A

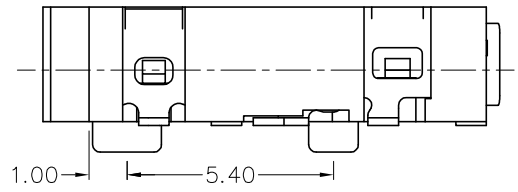
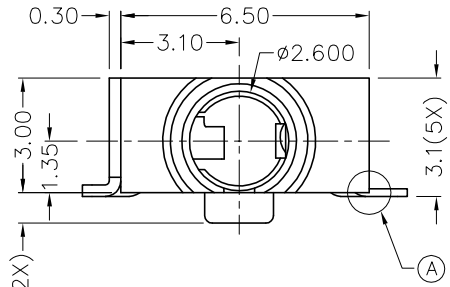
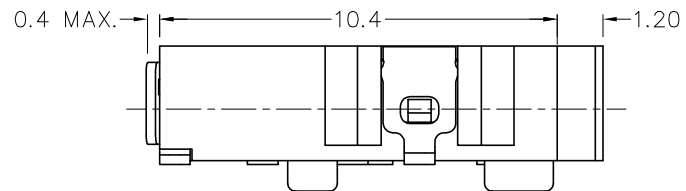


RoHS  
Compliant

ZONE	SYMBOL	REVISION	APPROVAL	DATE
		DESIGN MODIFIED	J.X.KUANG	25-10-2010

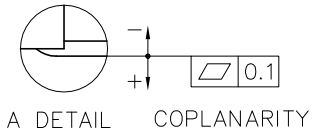
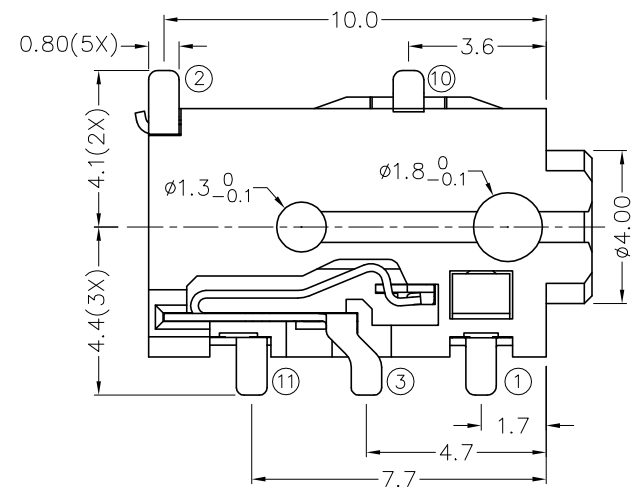
1

1

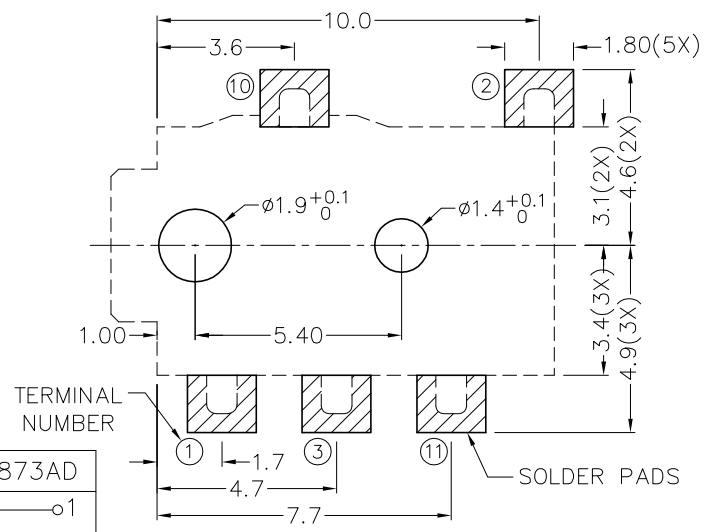


2

2

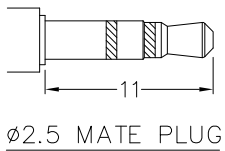


\* MATERIAL  
 TERMINAL 1 : COPPER ALLOY  
 TERMINAL 2 : COPPER ALLOY  
 TERMINAL 3 : COPPER ALLOY  
 TERMINAL 10 : BRASS  
 TERMINAL 11 : COPPER ALLOY  
 HOUSING : PA6T



3

3



MODEL NO.	TG-2875D	TG-2874AD	TG-2874BD	TG-2873D	TG-2873AD
SCHEMATIC					

RECOMMENDED  
SOLDER PAD LAYOUT  
(TOP VIEW)

4

4

**CHAMPWAY** 冠泰电子有限公司  
CHAMPWAY ELECTRONICS CO., LTD.

DESIGN	J.X.KUANG	DATE	21-5-2004	SCALE	5:1
DRAWING	H.L.TAN	DATE	25-10-2010	MATERIAL	*
CHECK		DATE		DWG. NO.	TZ\TG287D-PA6T/D
APPROVAL		DATE		SHEET	

PART NAME	2.5mm SMD STEREO JACK	TOLERANCE UNLESS	0.0±0.2	UNIT:	
PART NO.	TG-287D	OTHERWISE SPECIFIED:	0.00±0.1 0.000±0.05	mm	

F

E

D

C

B

A