

F

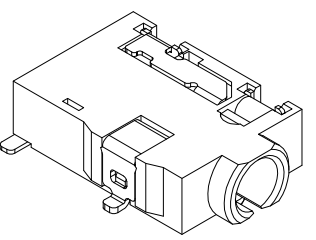
E

D

C

B

A

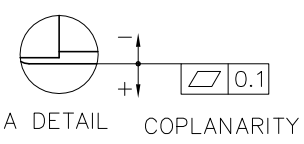
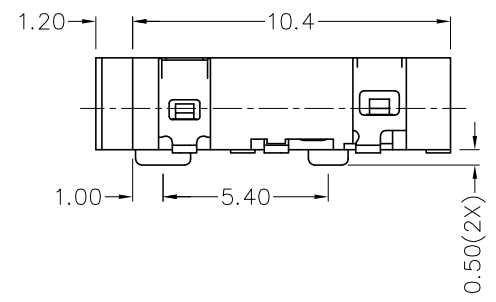
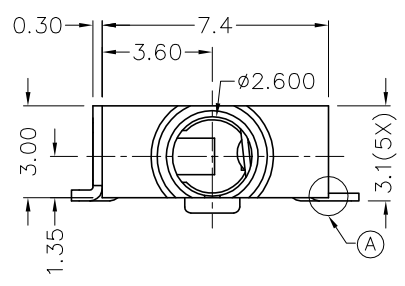
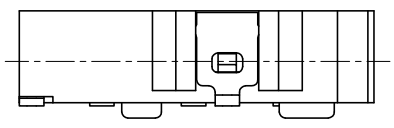


RoHS
Compliant

ZONE	SYMBOL	REVISION	APPROVAL	DATE
		DESIGN MODIFIED	J.X.KUANG	24-2-2010

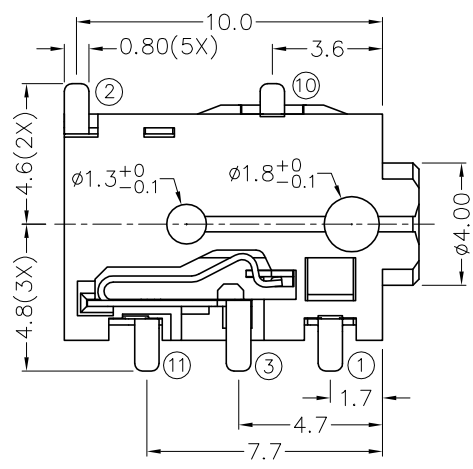
1

1

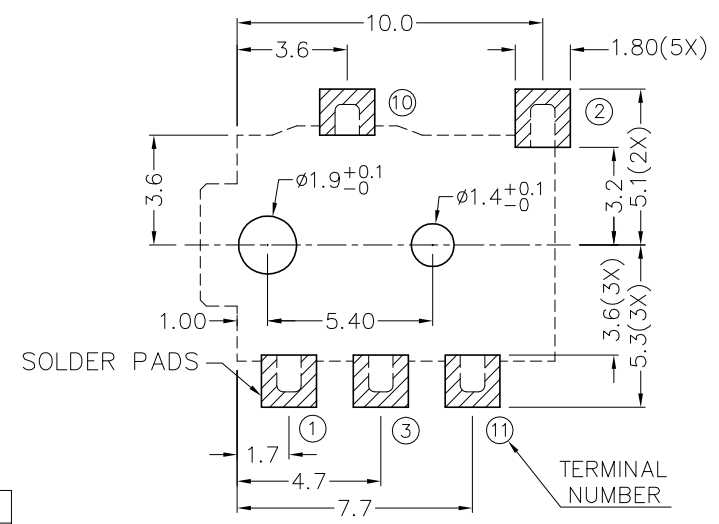


2

2

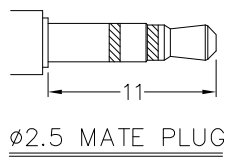


* MATERIAL
 TERMINAL 1 : COPPER ALLOY
 TERMINAL 2 : COPPER ALLOY
 TERMINAL 3 : COPPER ALLOY
 TERMINAL 10 : BRASS
 TERMINAL 11 : COPPER ALLOY
 HOUSING : PA6T



3

3



MODEL NO.	TG-2665	TG-2664A	TG-2663	TG-2663A
SCHEMATIC				

RECOMMENDED
SOLDER PAD LAYOUT
(TOP VIEW)

4

4

CHAMPWAY 冠泰電子有限公司
CHAMPWAY ELECTRONICS CO., LTD.

DESIGN	J.JIANG	DATE	3-5-2004	SCALE	4:1
DRAWING	G.P.YI	DATE	24-2-2010	MATERIAL	*
CHECK		DATE		DWG. NO.	TZ\TG266-PA6T/E
APPROVAL		DATE		SHEET	

PART NAME	2.5mm SMD STEREO JACK	TOLERANCE UNLESS	0.0±0.2	UNIT:	
PART NO.	TG-266	OTHERWISE SPECIFIED:	0.00±0.1 0.000±0.05	mm	

F

E

D

C

B

A