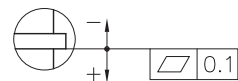
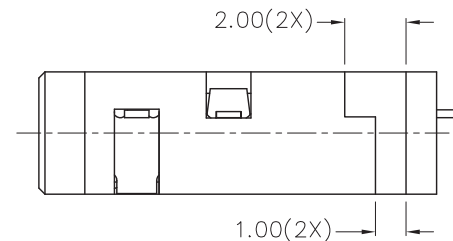
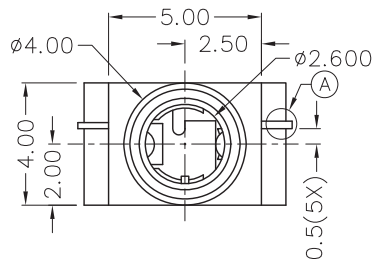
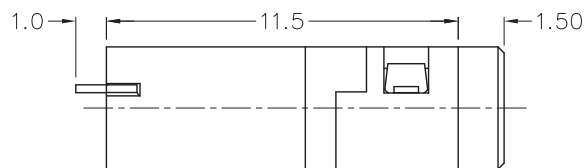
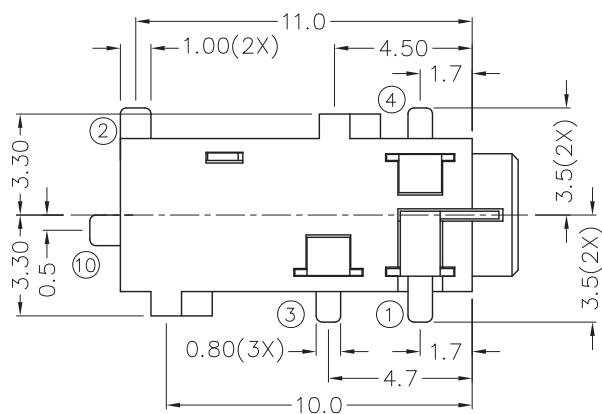


RoHS
Compliant

ZONE	SYMBOL	REVISION	APPROVAL	DATE
		UPDATE THE DWG.&DIM.	J.X.KUANG	17-7-2012

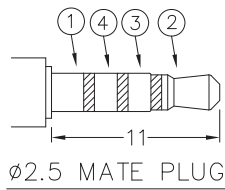
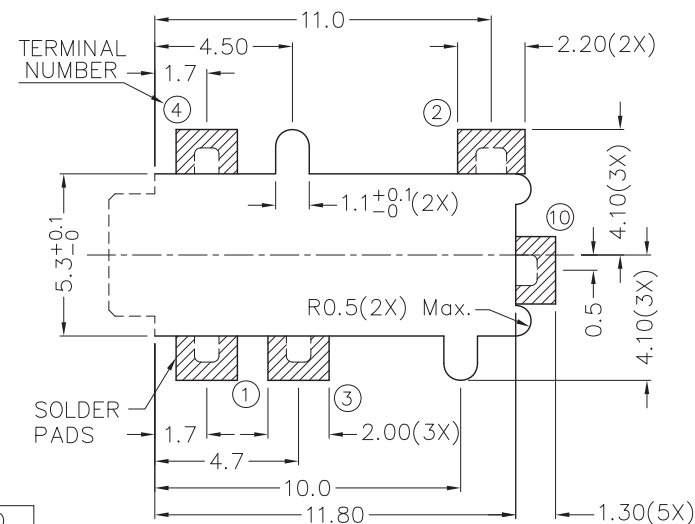


A DETAIL COPLANARITY



* MATERIAL

- TERMINAL 1 : COPPER ALLOY
- TERMINAL 2 : COPPER ALLOY
- TERMINAL 3 : COPPER ALLOY
- TERMINAL 4 : COPPER ALLOY
- TERMINAL 10 : BRASS
- HOUSING : PA6T



MODEL NO.	TG-2775D	TG-2774D	TG-2774AD
SCHEMATIC			

RECOMMENDED
SOLDER PAD LAYOUT
(TOP VIEW)

CHAMPWAY 冠泰電子有限公司
CHAMPWAY ELECTRONICS CO., LTD.

PART NAME	2.5mm SMD STEREO JACK	TOLERANCE UNLESS	0.0±0.2	UNIT:		DESIGN	L.L.ZHANG	DATE	22-8-2005	SCALE	4:1
PART NO.	TG-277D	OTHERWISE SPECIFIED:	0.00±0.1 0.000±0.05	mm		DRAWING	T.Y.LI	DATE	17-7-2012	MATERIAL	*
					CHECK		DATE		DWG. NO.	TZ\TG277D-PA6T/F	
					APPROVAL		DATE		SHEET		