

F

E

D

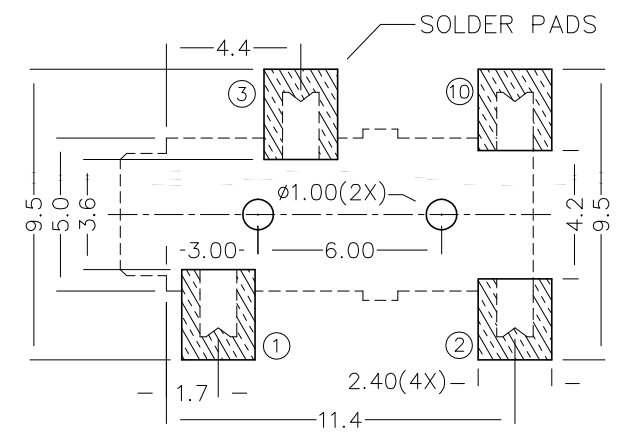
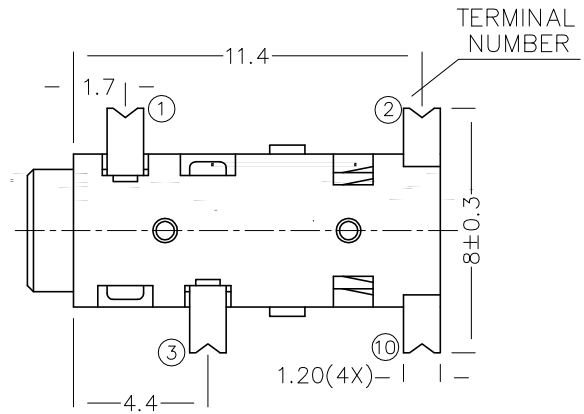
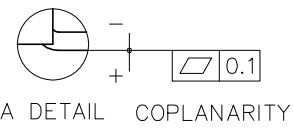
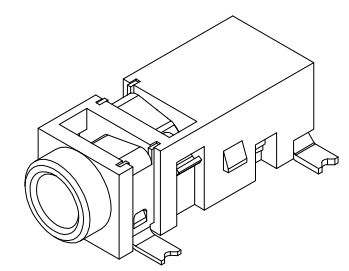
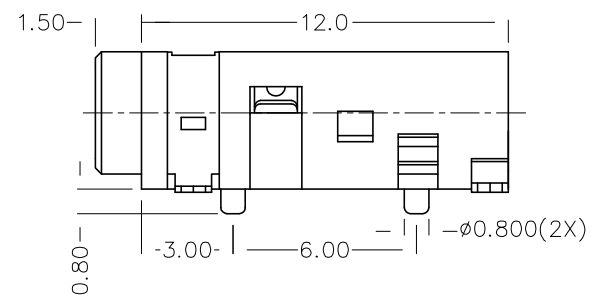
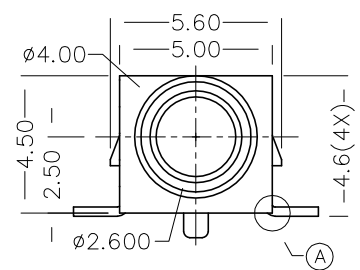
C

B

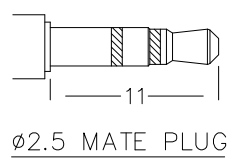
A

RoHS Compliant

ZONE	SYMBOL	REVISION	APPROVAL	DATE
		ADDED INDICATION OF COPLANARITY	J.X.KUANG	19-12-2008



- * MATERIAL
- TERMINAL 1 : COPPER ALLOY
 - TERMINAL 2 : COPPER ALLOY
 - TERMINAL 3 : COPPER ALLOY
 - TERMINAL 10 : BRASS
 - HOUSING : PA6T



MODEL NO.	TG-2573A	TG-2573	TG-2574
SCHEMATIC			

RECOMMENDED SOLDER PAD LAYOUT

CHAMPWAY 冠泰電子有限公司
CHAMPWAY ELECTRONICS CO., LTD.

DESIGN	J.JIANG	DATE	3-5-2004	SCALE	4:1
DRAWING	T.Y.LI	DATE	19-12-2008	MATERIAL	*
CHECK		DATE		DWG. NO.	TZ\TG257-PA6T/E
APPROVAL		DATE		SHEET	

PART NAME	2.5mm SMD STEREO JACK	TOLERANCE UNLESS	0.0±0.2	UNIT:	
PART NO.	TG-257	OTHERWISE SPECIFIED:	0.00±0.1 0.000±0.05	mm	

F

E

D

C

B

A