

F

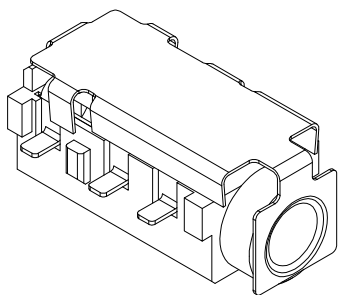
E

D

C

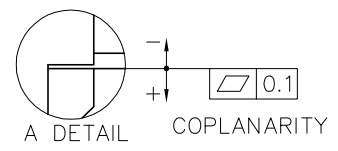
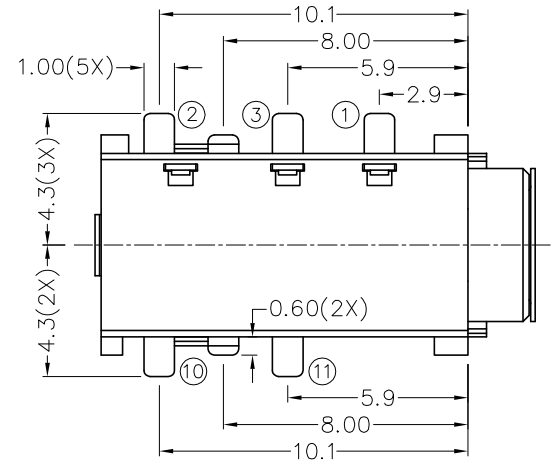
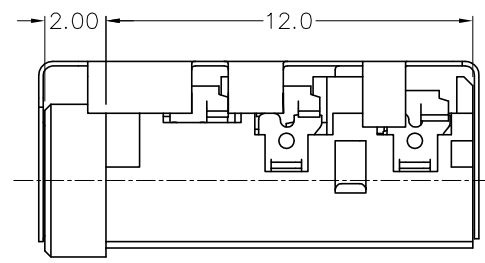
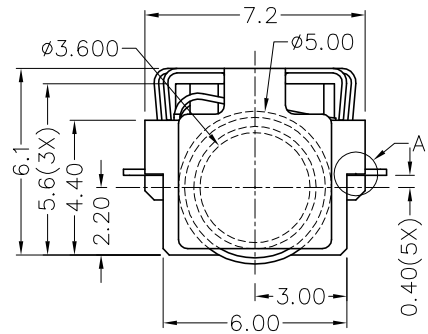
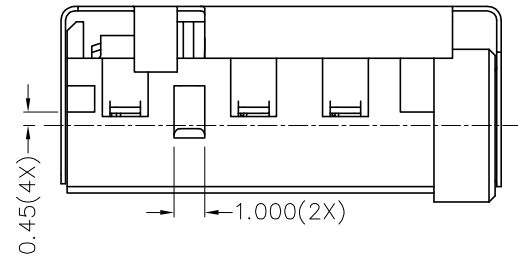
B

A



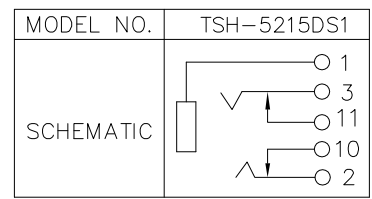
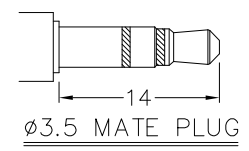
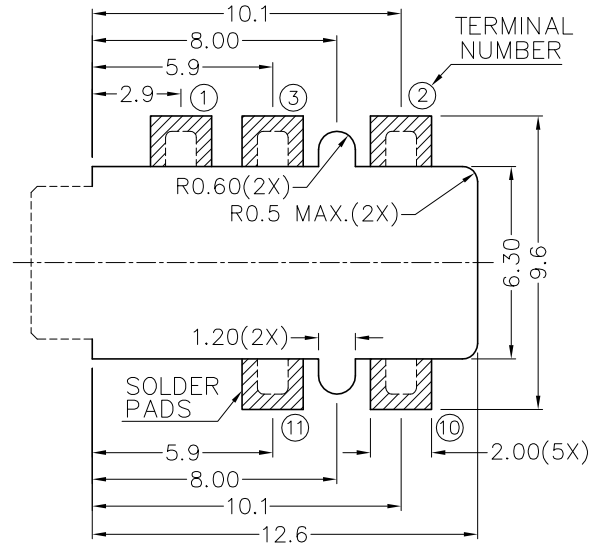
RoHS  
Compliant

ZONE	SYMBOL	REVISION	APPROVAL	DATE



\* MATERIAL

- TERMINAL 1 : COPPER ALLOY
- TERMINAL 2 : COPPER ALLOY
- TERMINAL 3 : COPPER ALLOY
- TERMINAL 10 : COPPER ALLOY
- TERMINAL 11 : COPPER ALLOY
- SHIELD : STAINLESS STEEL
- HOUSING : PA6T



RECOMMENDED  
SOLDER PAD LAYOUT  
(TOP VIEW)

**CHAMPWAY** 冠泰電子有限公司  
CHAMPWAY ELECTRONICS CO., LTD.

DESIGN	G.P. YI	DATE	27-9-2009	SCALE	4:1
DRAWING	G.P. YI	DATE	27-9-2009	MATERIAL	*
CHECK		DATE		DWG. NO.	TZ\SH521DS1-PA6T/A
APPROVAL		DATE		SHEET	

PART NAME	3.5mm SMD STEREO JACK W/HANDING SHIELD	TOLERANCE UNLESS	0.0±0.2	UNIT:	mm
PART NO.	TSH-521DS1	OTHERWISE SPECIFIED:	0.00±0.1 0.000±0.05		

F

E

D

C

B

A