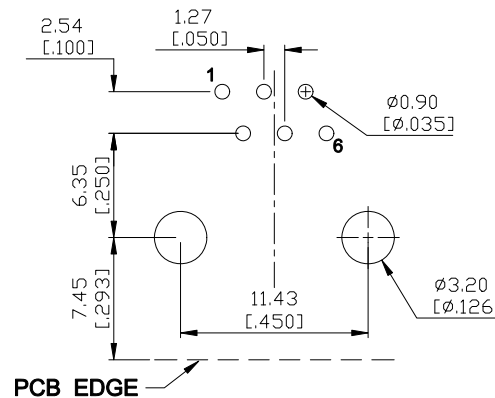
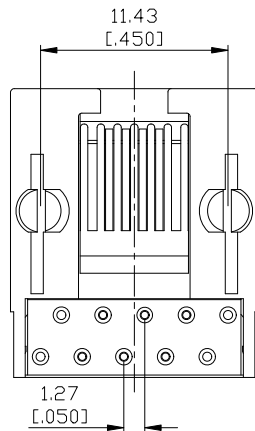
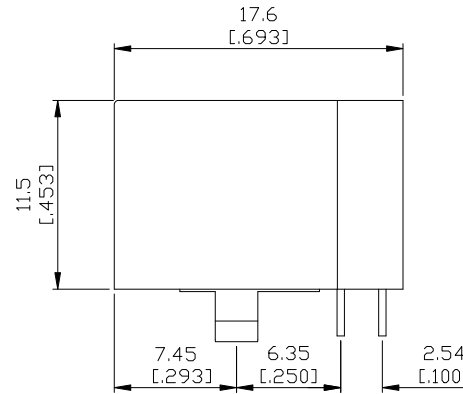


FOR 6P PLUG

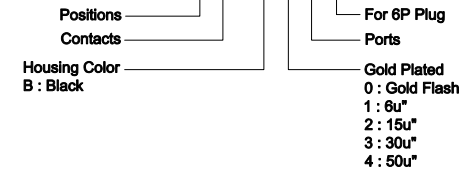


PCB EDGE
SUGGESTED PCB LAYOUT
TOP VIEW

Electrical Characteristics :
 Insulation Resistance : 500MΩ Min.
 Contact Resistance : 30mΩ Max.
 Withstand Voltage : 1000 VAC 1 minute.
 Current Rating : 1.5A

Material:
 Housing : Thermoplastic UL94V-0
 Contact : Full Gold Plating
 Spring Wire : Dia 0.45mm Phosphor Bronze
 Optional Gold Plating Over Nickel
 CUL File No : E215573

PART NO : 8 5 0 6 - B * 1 S



CHAMPWAY 冠泰電子有限公司
 CHAMPWAY ELECTRONICS CO., LTD.

ZONE	REV.	DESCRIPTION	DATE	APPD.	FILE NO : 85 (SERIES)
Ⓐ	A.1	Withstand Voltage 500修改為1000VAC	2008-08-01	Nick	TOLERANCE(公差) : 0.000 mm ± 0.075 mm 0.00 mm ± 0.15 mm 0.0 mm ± 0.25 mm
Ⓑ					
Ⓒ					
Ⓓ					
Ⓔ					

TITLE	NON-SHIELDED SIDE ENTRY		UNIT	mm
圖名	PCB JACK (FOR 6P PLUG)		單位	inch
PART NO.	8506-B*1S		SCALE	1:1
料號			比例	
REV.	A.1	DATE	2007-03-06	
版本		日期		
CHECKED BY	Michael		DRAWN BY	Valiant
審核			製圖	