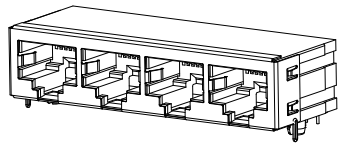

Electrical Characteristics :
Insulation Resistance : 500MΩ Min.
Contact Resistance : 30mΩ Max.
Withstand Voltage : 1000 VAC 1 minute.
Current Rating : 1.5A

Material:
Housing: Thermoplastic UL 94V-0
Contact : Full Gold Plating
Spring Wire: Dia 0.45 Phosphor Bronze
Optionl Gold Plating Over Nickel.
Shielded: Brass ,Nickel Plating
CUL File No : E215573

PART NO : 8 2 A 0 8 - B ∗ 4 5

- Positions
- Contacts
- Housing Color
  B : Black
- Shield Tab
- Ports
- Gold Plated
  0 : Gold Flash
  1 : 6u"
  2 : 15u"
  3 : 30u"
  4 : 50u"

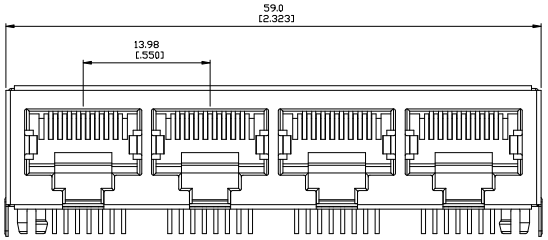

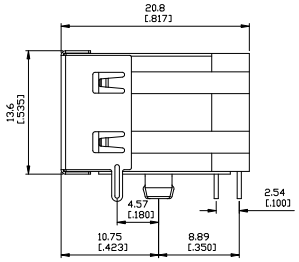

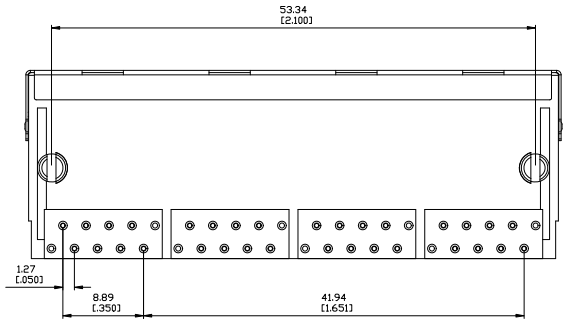

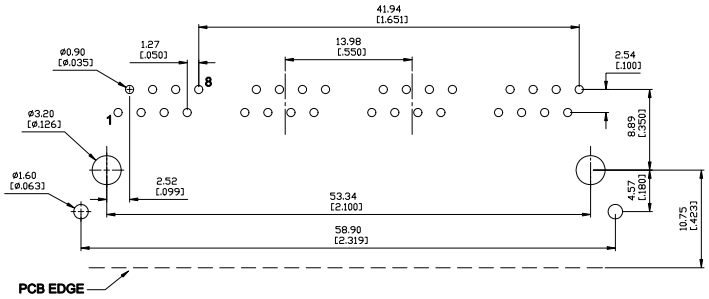

SUGGESTED PCB LAYOUT
TOP VIEW

CHAMPWAY 冠泰電子有限公司
CHAMPWAY ELECTRONICS CO., LTD.

ZONE	REV.	DESCRIPTION	DATE	APPD.
Ⓐ	A.1	Withstand Voltage 500修改為1000VAC	2008-08-01	Nick
Ⓑ				
Ⓒ				
Ⓓ				
Ⓔ				

FILE NO : 82 (SERIES)

TOLERANCE (公差) :
0.000 mm ± 0.075mm
0.00 mm ± 0.15mm
0.0 mm ± 0.25mm

TITLE 圖 名	SHIELDED RJ45 SIDE ENTRY PCB JACK			UNIT 單位	mm inch
PART NO. 料 號	82A08-B∗45			SCALE 比 例	1 : 1
REV. 版 本	A.1	DATE 日 期	2007-07-17		
CHECKED BY 審 核	Michael	DRAWN BY 製 圖	David		