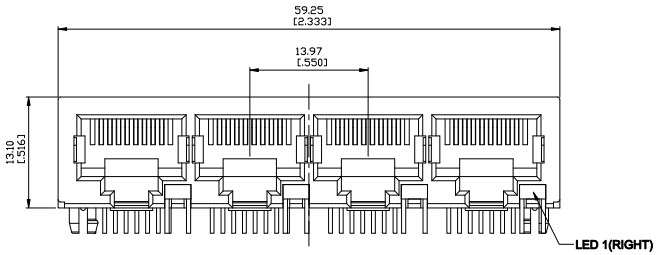

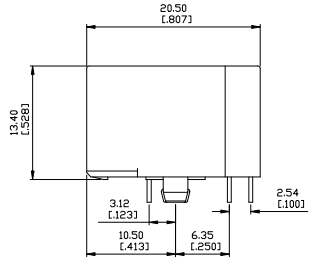

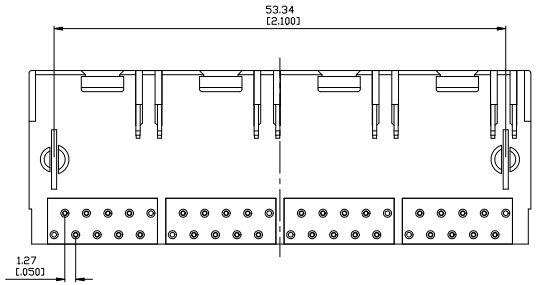

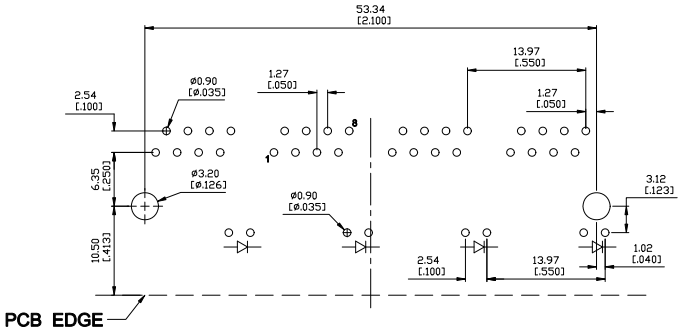

SUGGESTED PCB LAYOUT
(LED RIGHT)TOP VIEW

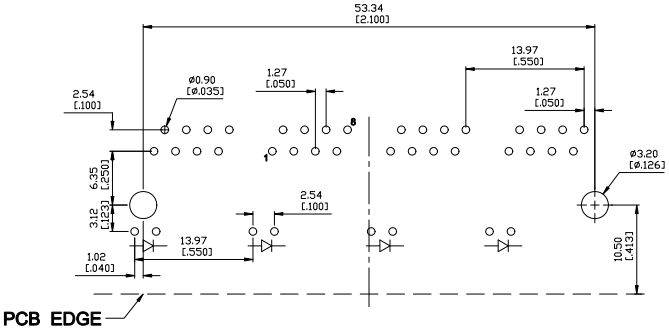

SUGGESTED PCB LAYOUT
(LED LEFT)TOP VIEW

Electrical Characteristics :
Insulation Resistance : 500MΩ Min.
Contact Resistance : 30mΩ Max.
Withstand Voltage : 1000 VAC 1 minute.
Current Rating : 1.5A

Material:
Housing : PBT With Glass Fiber UL94V-0
Contact : Full Gold Plating
Spring Wire : Dia 0.45mm Phosphor Bronze
Optional Gold Plating Over Nickel
CUL File No : E215573

PART NO : 8 1 0 8 N - B ∗4∗

- Positions
- Contacts
- Housing Color
  B : Black
- Led Options
- Ports
- Gold Plated
  0 : Gold Flash
  1 : 6u"
  2 : 15u"
  3 : 30u"
  4 : 50u"

LED Color Options Table

LED Color Options		LED DASH OPTION
LED 2(LEFT)	LED 1(RIGHT)	
Blocked	Green	1
Blocked	Yellow	2
Blocked	Orange	3
Blocked	Red	4
Blocked	Yellow / Green	5
Blocked	Orange / Green	6
Green	Blocked	7
Yellow	Blocked	8
Orange	Blocked	9
Red	Blocked	A
Yellow / Green	Blocked	B
Orange / Green	Blocked	C

CHAMPWAY 冠泰電子有限公司
CHAMPWAY ELECTRONICS CO., LTD.

ZONE	REV.	DESCRIPTION	DATE	APPD.
Ⓐ	A.1	Withstand Voltage 500修改為1000VAC	2008-08-01	Nick
Ⓑ				
Ⓒ				
Ⓓ				
Ⓔ				

FILE NO : 81 (SERIES)

TOLERANCE (公差) :
0.000 mm ± 0.075mm
0.00 mm ± 0.15mm
0.0 mm ± 0.25mm

TITLE 圖 名	NON-SHIELDED RJ45 SIDE ENTRY PCB JACK			SIZE 圖紙	A4
DWG NO. 圖 號	8108N-B∗4∗			UNIT 單位	mm
REV. 版 本	A.1	DATE 日 期	2007-09-12	SCALE 比 例	1 : 1
CHECKED BY 審 核	Aaron		DRAWN BY 製 圖	Michael	