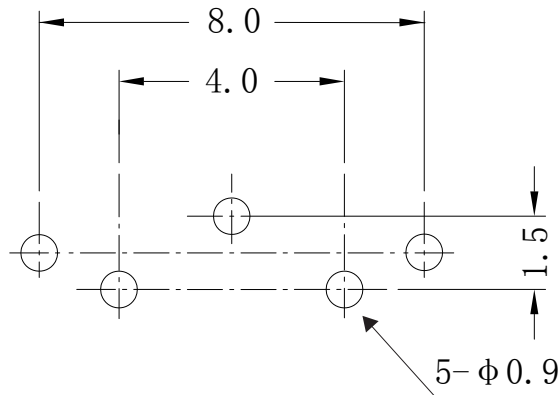


PC Hole Layouts

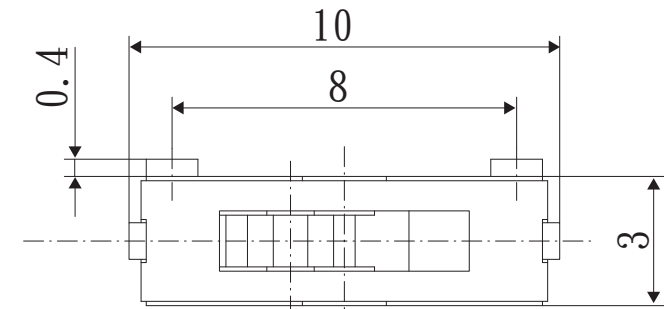
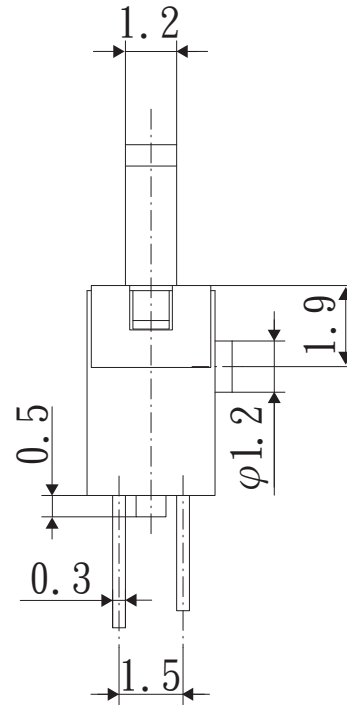
(Top view)



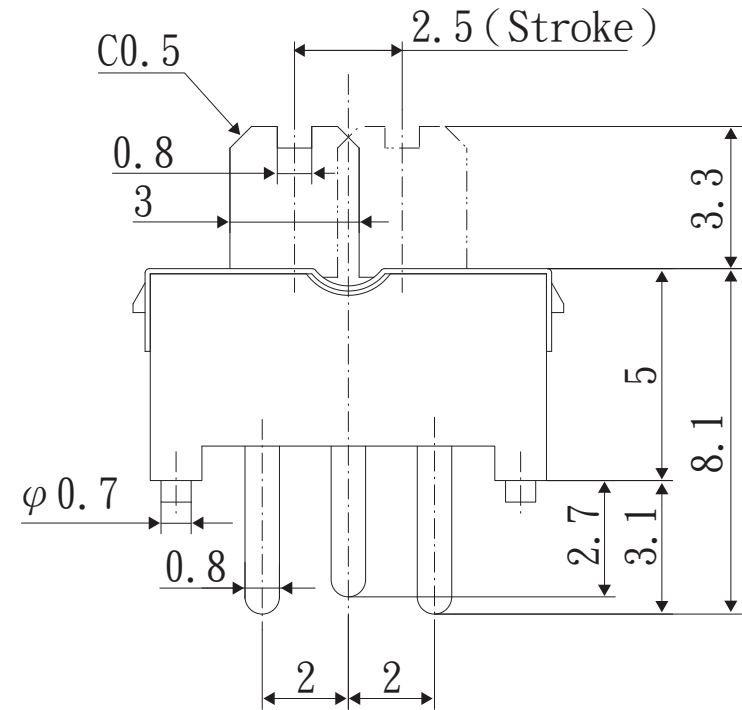
Specifications

Rating	Max. Min.	DC12V 0.3A(Resistive load) DC5V 10mA(Resistive load)
Initial contact resistance		20mΩ Max.
Dielectric strength		AC500V 1 minute
Insulation resistance		100MΩ Min.
Electrical life		5,000 cycles
Operating force		0.98±2.94 N
Switch timing		Non—shorting

Switching function (Viewed from A)		Circuit diagram	No. of terminals
			3
ON	ON		
2—1	2—3		



A ↑



TOLERANCE UNLESS SPECIFIED				
WITHIN 1.5mm : ±0.1mm	A	2012-9-25		
OVER 1.5mm : ±0.2mm	ISSUE	DATE	DESCRIPTIONS OF REVISION	APPD.
TITLE : VERTICAL SLIDE SWITCH		UNIT : mm	DRWG NO.: SS1213VHP	
MODEL: SS1213VHP-LLR-B		SCALE: 3:1	DWN.	2012-9-25
CHAMPWAY 冠泰電子有限公司 <small>CHAMPWAY ELECTRONICS CO., LTD.</small>		CHK'D		2012-9-25
		APPD.		